

# Creating a Student Account With VirtualSC



# Step 1:

- Visit <http://virtualsc.org>



[Home](#)

[About Us](#)

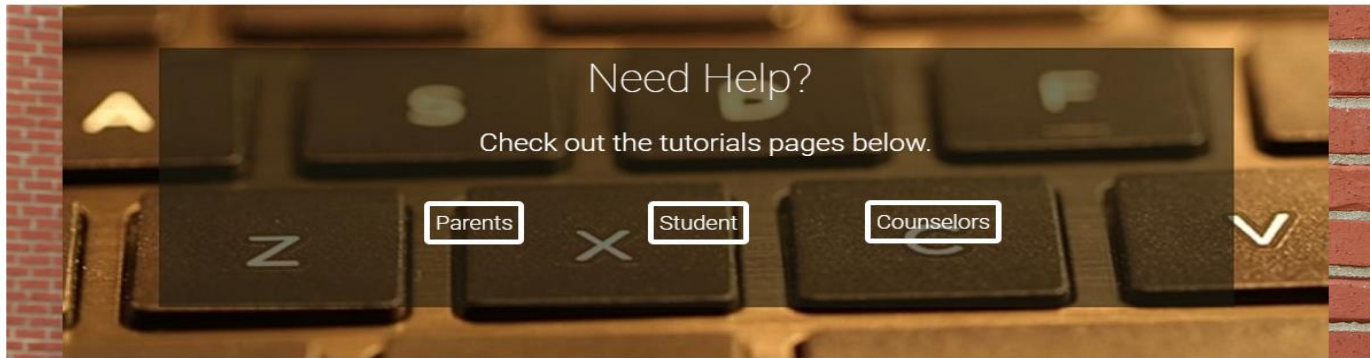
[Courses](#)

[Students](#)

[Parents](#)

[Schools/Districts](#)

[Dashboard Login](#)



## What is VirtualSC?

VirtualSC is a free state-sponsored online program serving students currently attending public, private and home schools in grades 6-12 and Adult Education Programs.



## What VirtualSC Offers

VirtualSC offers free rigorous online courses aligned to state standards that are developed and taught by Highly Qualified, SC licensed teachers.



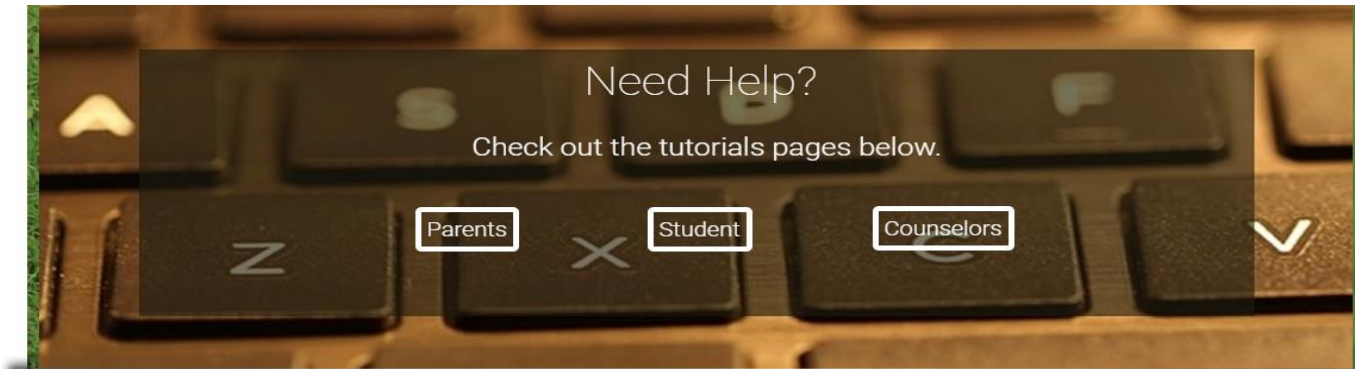
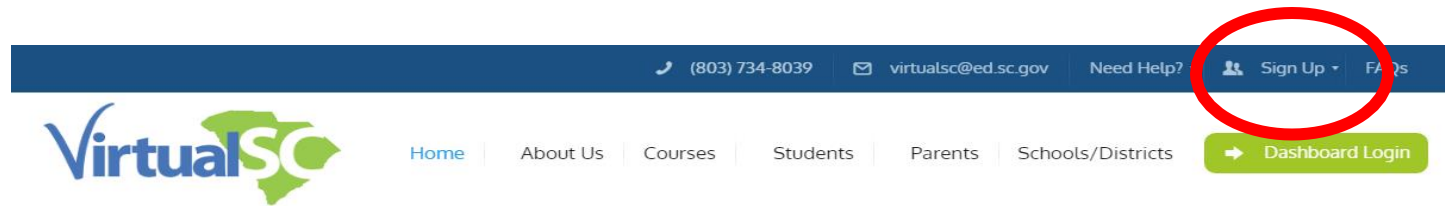
## How VirtualSC Works

VirtualSC partners with schools to provide a free individualized online learning solution for students on the path to high school graduation.

# Step 2:



- Select Sign Up → New Student Enrollment



## What is VirtualSC?

VirtualSC is a free state-sponsored online program serving students currently attending public, private and home schools in grades 7-12 and Adult Education Programs.



## What VirtualSC Offers

VirtualSC offers free rigorous online courses aligned to state standards that are developed and taught by Highly Qualified, SC licensed teachers.




## How VirtualSC Works

VirtualSC partners with schools to provide a free individualized online learning solution for students on the path to high school graduation.

# Step 3:




- Complete all sections of the form.

 SOUTH CAROLINA  
STATE DEPARTMENT  
OF EDUCATION

## Student Registration Form

# Student's General Information Fields marked with \* are required.

Name \*

Date of Birth \*  

Gender \*

Ethnicity \*

Race \*

Primary Language \*

Home Phone Number \*

Alternate Phone

Email Address \*

Verify Email Address \*

# School Information



- Please note: Home school students will select Home School as their district; private school students will select Private School, and Charter School students will select South Carolina Public Charter School

The image shows a screenshot of a web form with two main sections: "School Information" and "Contact Information".

**School Information Section:**

- District \***: A dropdown menu with "Private School" selected. This dropdown is circled in red.
- School \***: A dropdown menu with "-- Select --" selected.
- Select Your School Counselor \***: A dropdown menu with "Select" selected.
- High School Graduation Date \***: Two dropdown menus, one for "-- Select Term --" and one for "-- Select Year--".
- Current Grade Level \***: A dropdown menu with "Select" selected.

**Contact Information Section:**

- Mailing Street Address1 \***: An empty text input field.
- Mailing Street Address 2**: An empty text input field.

# Step 4:



- Once you are finished, select Submit

# Access Information


Username\* \*\*\*\*\*

Secret Question 1\* What is your mother's maiden name?

Secret Answer 1\* Smith

Secret Question 2\* What is your favorite fictional character?

Secret Answer 2\* Adam Jones

Verification Code  [Get a new code](#)

napvca

Please enter the letters as they are shown in the image above.  
Letters are not case-sensitive.

Copyright © 2014 Open Solutions for Education, Inc. (OS4Ed).

# Congratulations!

You have completed the steps required to create a student account. Once you choose the submit button, your VirtualSC username and password will be emailed to you.

Please feel free to contact VirtualSC Student Services for any additional questions or assistance at 803-734-8039.

